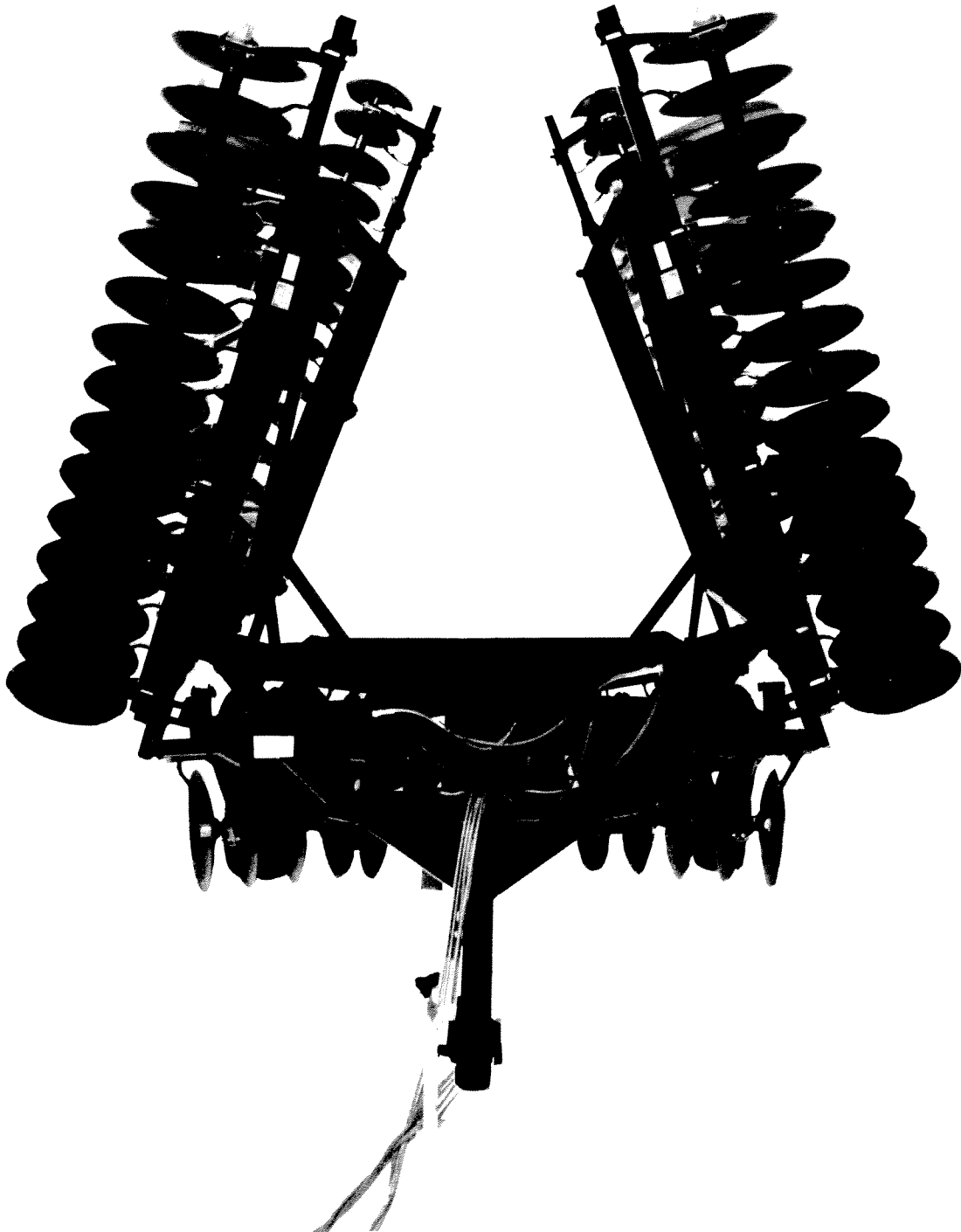

Miller Series VI Tandem Discs

MANUFACTURED BY
K&M MFG. CO., INC.
HAY KING-MILLER-JOHNSON
512-352-2588

Lighter weight tandems with traditional Miller toughness!

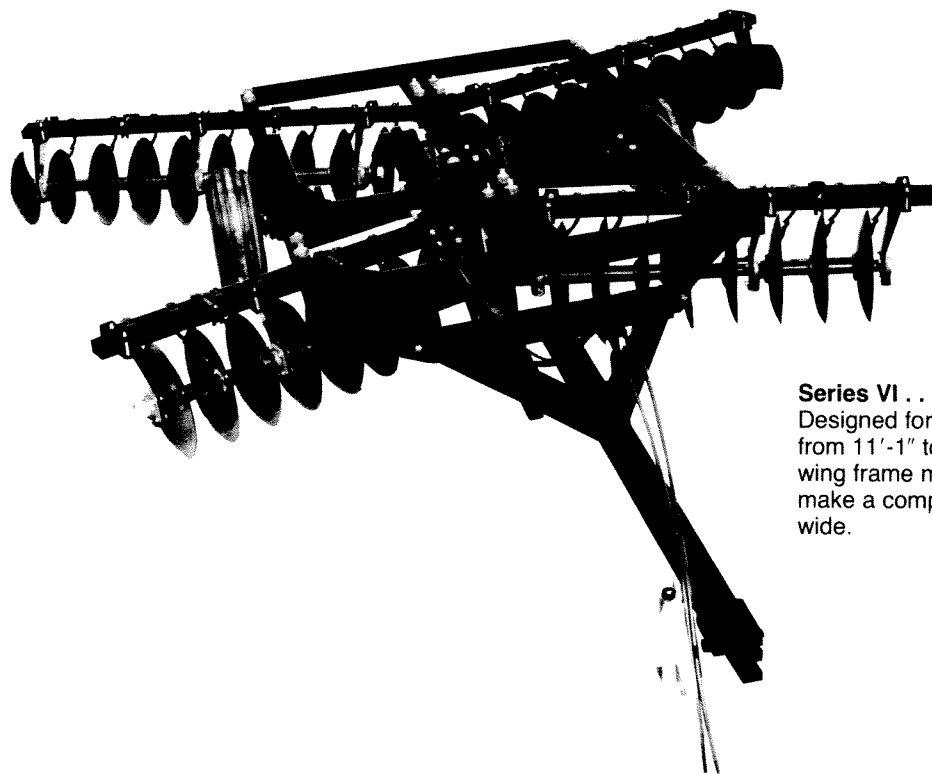


Although classed as medium-duty machines, Series VI tandems feature the traditional styling, extra strength and bracing that sets Miller discs apart from all others in their respective size and weight categories.

Easy to pull, the Series VI is built for complete secondary tillage, up to and including seedbed preparation, as well as light primary tillage in the lighter crops and lighter soil conditions. It's available in three

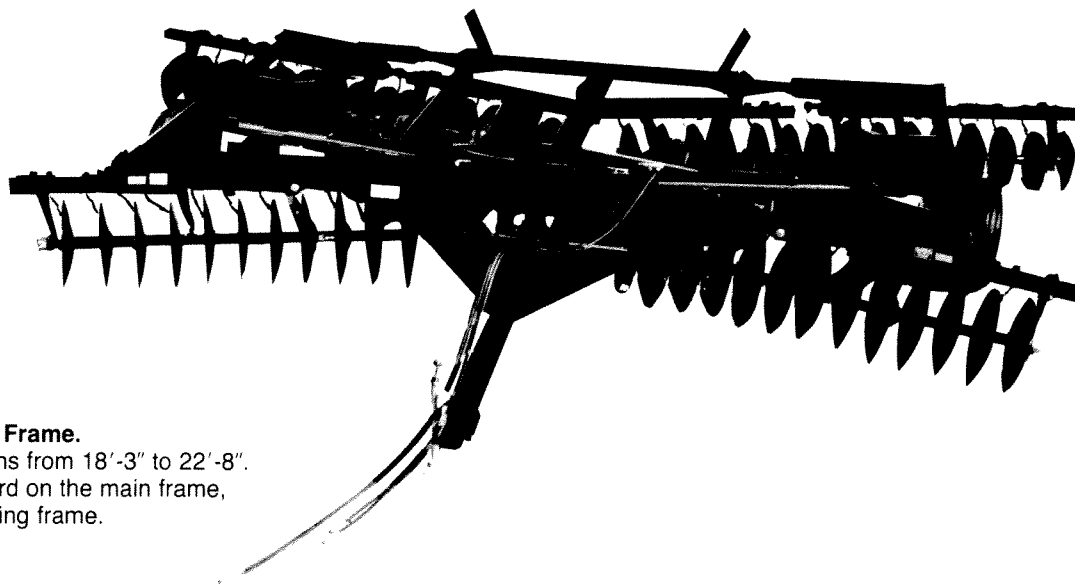
fold-up flex models and one rigid model. All are high performance machines with exclusive Miller blade concavities, designed to provide superior cutting action, soil aeration and efficient residue incorporation.

As with all Miller discs, the Series VI puts your soil in top condition for planting, helps build extra humus to control erosion and improve fertility!



Series VI . . . Rigid Tandem.

Designed for medium duty, with cutting widths from 11'-1" to 16'-9". Wings on the 30-inch wing frame model fold in 40° from vertical to make a compact, transportable unit only 14'-4" wide.




Series VI . . . 30" Wing Frame.

Available in cutting widths from 18'-3" to 22'-8". Dual wheels are standard on the main frame, with single wheels on wing frame.

Choose from three fold-up flex and one rigid model to fit your discing situation

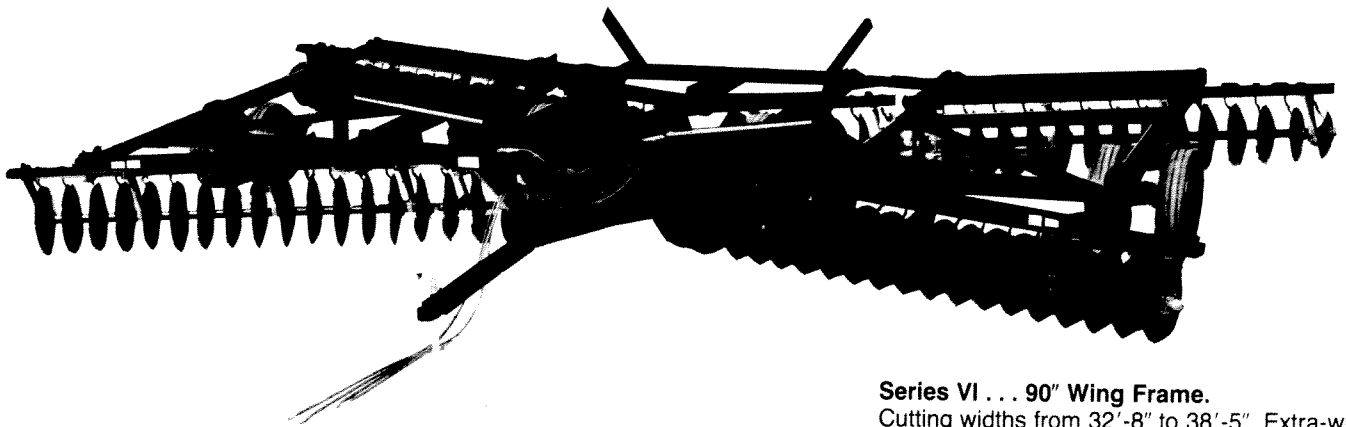
Miller Series VI offers one rigid model and three fold-up flex models, with cutting widths ranging from 11'-1" all the way up to 38'-5". The fold-up flex models feature 30", 60" and 90" wing frame widths, depending on size.

The use of wider frames with progressively greater cutting widths gives much stronger support to the wing gangs. It also improves positioning of wing flotation wheels for better control of flexing action.



Series VI . . . 60" Wing Frame.

Ranges in cutting widths from 26'-6" to 29'-9". Dual wheels standard on both main frame and wing frames. Wings on the 60-inch and 90-inch wing frame models fold in 20° from vertical. Transport width is 15'-4".



Series VI . . . 90" Wing Frame.

Cutting widths from 32'-8" to 38'-5". Extra-wide wing frames fully support these increased gang widths. Dual wheels standard on both main frame and wing frames.

Series VI – Models

6101 – Rigid

6201 – Flex 30" Wings

6301 – Flex 60" Wings

6401 – Flex 90" Wings

Standard Equipment Includes:

Triple-sealed 209 disc section ball bearings, heavy-duty hubs with 6-bolt wheels, axle control cylinder, fold-up cylinders on flex models, hydraulic hoses, 11L × 15 tires on all wheels except that the main frame tires are 12.5L × 15 12-ply on machines using 90" wing frames, blade scrapers, manual leveling control, adjustment wrenches. Cushion flex gang bearing mounting is optional. Single wheels are standard on rigid models and on the wings on the 30" wing models. Dual wheels are standard on all flex main frames and on the wings on 60" and 90" wing models. Dual wheels are available as an option for rigid models & for the wings on 30" wing frames.

Blade Spacing 8" front × 9" rear

Blade Options Available
14, 15, 50, 59, 60
Cushion Flex
14, 15, 50, 59, 60

Blade Spacing 9" front × 10½" rear

Blade Options Available
16, 17, 20, 21, 24, 25, 51, 52
Cushion Flex
20, 21, 24, 25, 52, 53

Series VI Rigid

Model Number	Cutting Width	Blades	Approx. Wt. (Lbs.)	Model Number	Cutting Width	Blades	Approx. Wt. (Lbs.)
6101-210	11'2"	34	5,980	6101-220	11'1"	30	6,122
6161-210 Cushion Flex				6161-220 Cushion Flex			
6101-310	13'8"	42	6,624	6101-320	13'11"	38	6,813.75
6161-310 Cushion Flex				6161-320 Cushion Flex			
6101-510	16'3"	50	7,820	6101-520	16'9"	44	8,021.25
6161-510 Cushion Flex				6161-520 Cushion Flex			

Series VI Flex 30" Wing

6201-410	22'8"	68	12,569.5	6201-420	22'6"	60	12,811
6261-410 Cushion Flex				6261-420 Cushion Flex			

Series VI Flex 60" Wing

6301-210	26'6"	80	13,995	6301-220	26'10"	72	14,363
6361-210 Cushion Flex				6361-320 Cushion Flex			
6301-410	29'1"	88	14,720	6301-420	29'9"	78	15,111
6361-410 Cushion Flex				6361-420 Cushion Flex			

Series VI Flex 90" Wing

6401-210	32'11"	98	15,755	6401-220	32'3"	86	16,261
6461-210 Cushion Flex				6461-220 Cushion Flex			
6401-410	36'6"	112	16,330	6401-420	36'6"	98	16,859
6461-410 Cushion Flex				6461-420 Cushion Flex			
6401-610	38'1"	114	17,135	6401-620	38'5"	100	17,767
6461-610 Cushion Flex				6461-620 Cushion Flex			

Any piece of machinery can be built to custom specifications, i.e.: Blade spacings, blade options.