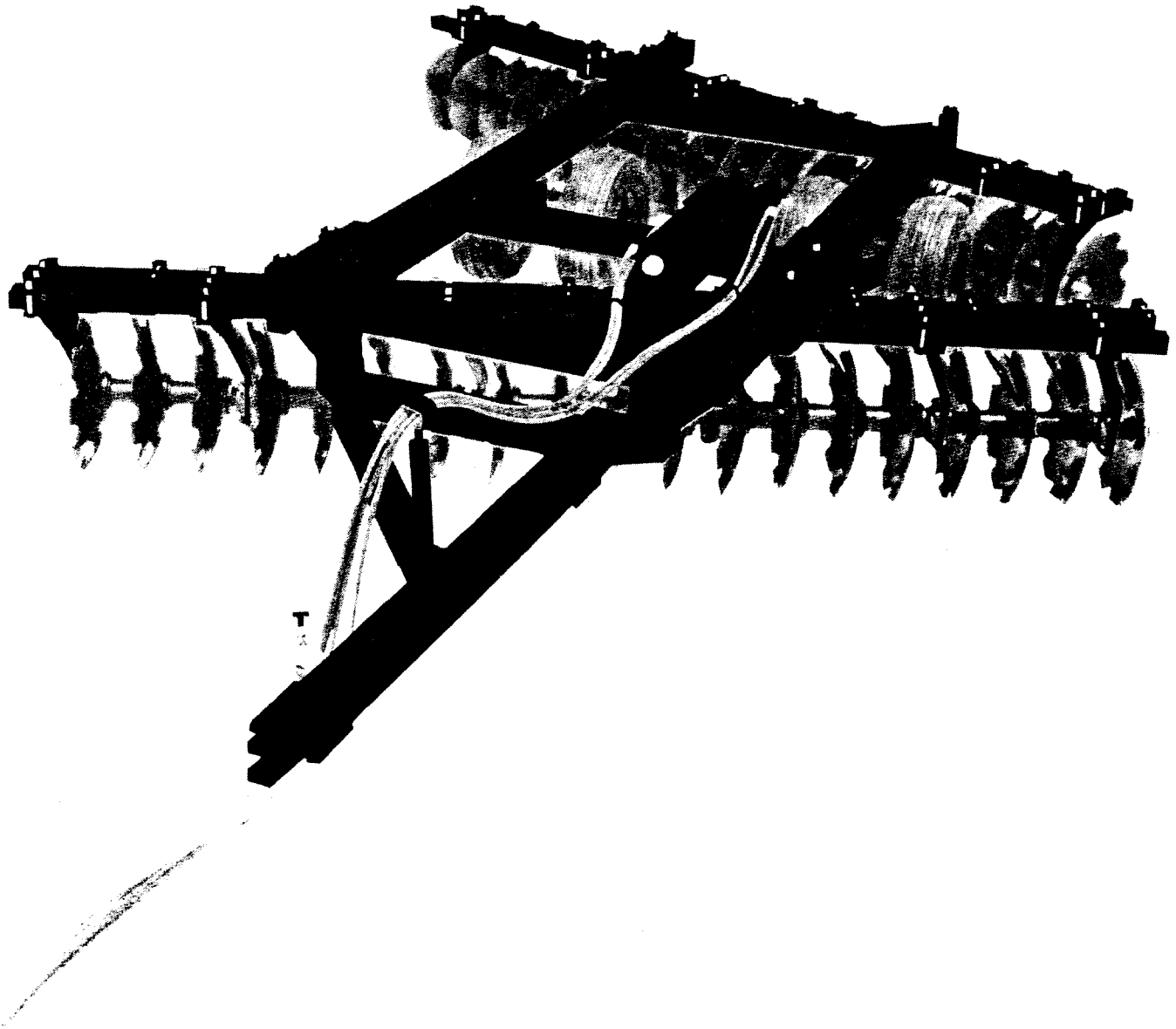


# Miller Series II Offset Discs

MANUFACTURED BY  
K&M MFG. CO., INC.  
TAYLOR, TX 76574  
512-352-2588


Designed for extra-hard usage with superior soil  
leveling action



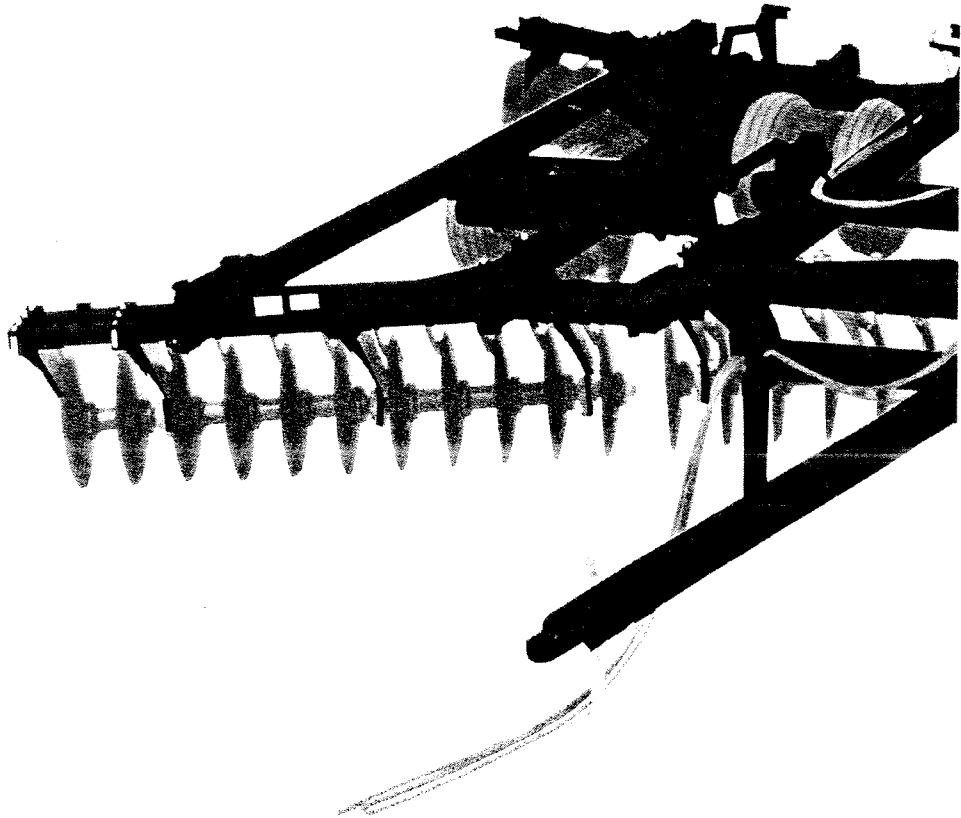
## Miller Heavy Duty 3-Section Fold-up Flex Discs Series II

Here are all the advantages of Miller Series II advanced design in a new three-section, fold-up flex disc. This is a high-strength, heavily-braced machine, constructed with 6" x 4" and 6" x 6" steel tubing in 1/4" and 3/8" wall thickness. Axle tubing is 6 1/2" and wheel spindles feature the short, heavily-braced Series II design. The disc is equipped with a hydraulic control system that removes all load and turning pressure from the wing wheels. The Heavy Duty Series II pivots easily to right or left, even in extremely tight turns. The axle control and wing folding control are both operated by a single tractor control valve and single set of

hydraulic hoses, in hydraulic sequencing which assures full control and extra-easy handling. The disc also comes equipped with a Series II hydraulic axle control cylinder which provides positive mechanical depth adjustments as well as wheel lock-down. For convenience, on-the-move leveling adjustments can be easily made by hydraulic control - which also holds the machine straight on side slopes. To maintain a lower operating profile, brace sections automatically fold flat to the frame when the wings are lowered to the down position.




Wings fold to transport position for easy handling on narrow roads or through farm gates.



## Miller Heavy Duty 2-Section Fold-up Flex Discs Series II

The Miller Heavy Duty Series II design brings advanced concepts to this two-section fold-up flex disc. It's an exceptionally rugged machine with 6" x 4" and 6" x 6" steel tubing in 1/4" and 3/8" wall thicknesses and heavy 6½" axle tubing. Wheel spindles are short and heavily braced with wheels positioned so the wing can be folded up and over even while the disc is moving. The unit comes equipped with a hydraulic control system that removes all load and turning pressure from the wing wheels - allows operator to make tight turns to right or left with greater ease. Axle and wing folding

hydraulic cylinders are operated by single tractor control valve and single set of hydraulic hoses in hydraulic sequencing for full, easy handling. Series II hydraulic axle control cylinder provides positive mechanical depth adjustment plus wheel lock-down. Disc is also equipped with hydraulic leveling control for easy, on-the-move adjustments and sideways control on hillsides. Wing brace support automatically folds flat to frame when wing is down, providing lower profile.



Series II design features new, high-strength steel spools and heavier, slimmer bearing brackets.

**Series II - Models**  
**2200 Rigid**  
**2300 - 2 Section Flex**  
**2400 - 3 Section Flex**

**Standard Equipment Includes:**

Triple-sealed 211 disc section ball bearings on 1 3/4" shafts, heavy-duty hubs with 6-bolt wheels except that 8-bolt wheels are used on the main frame of 3-section flex discs. Tire sizes are 11 L x 15 on rigid models and all wing frames, 12.5L x 15 on 2-section frames, 12.5L x 15 on 3-section main frames. Blade scrapers, hydraulic axle cylinder, hydraulic leveling control, hydraulic hoses, adjustment wrenches. Cushion-flex gang bearing mounting is optional.

**Blade Spacing 9" front x 10 1/2" rear**

Blade Options Available  
 16 thru 25, 51 thru 54  
 Cushion Flex  
 20 thru 23, 53 & 54

**Blade Spacing 10 1/2" front x 12" rear**

Blade Options Available  
 26 thru 31, 55 thru 57  
 Cushion Flex - See Option Page  
 26 thru 31, 55 thru 57

**Series II Rigid**

Model Number	Cutting Width	Blades	Approx. Wt. (Lbs.)	Model Number	Cutting Width	Blades	Approx. Wt.
2200-120	9'8"	26	6,341	2200-230	10'3"	24	7,046
2250-120 Cushion Flex				2250-230 Cushion Flex			
2200-220	10'5"	28	6,892	2200-330	12'9"	30	7,396
2250-220 Cushion Flex				2250-330 Cushion Flex			
2200-320	12'6"	33	7,223	2200-430	14'4"	33	7,852
2250-320 Cushion Flex				2250-430 Cushion Flex			
2200-420	13'11"	37	7,664	2200-530	16'0"	37	8,636
2250-420 Cushion Flex				2250-530 Cushion Flex			
2200-520	16'1"	42	8,418	2200-630	18'6"	43	9,517
2250-520 Cushion Flex				2250-630 Cushion Flex			
2200-620	18'2"	48	9,277	2200-730	20'2"	47	10,272
2250-620 Cushion Flex				2250-730 Cushion Flex			
2200-720	19'8"	52	10,008				
2250-720 Cushion Flex							
2200-820	21'9"	57	11,510				
2250-820 Cushion Flex							

**Series II 2-Section Flex**

2300-220	16'9"	46	11,470	2300-230	16'10"	40	11,729
2350-220 Cushion Flex				2350-230 Cushion Flex			
2300-320	18'2"	49	12,015	2300-330	18'6"	44	12,304
2350-320 Cushion Flex				2350-330 Cushion Flex			
2300-520	20'4"	55	12,690	2300-530	20'2"	48	13,098
2350-520 Cushion Flex				2350-530 Cushion Flex			
2300-620	22'5"	60	13,500	2300-630	22'8"	53	13,857
2350-620 Cushion Flex				2350-630 Cushion Flex			

**Series II 3 Section Flex**

2400-220	23'10"	65	16,440	2400-230	24'0"	53	16,836
2450-220 Cushion Flex				2450-230 Cushion Flex			
2400-320	26'0"	71	17,250	2400-330	25'11"	62	17,680
2450-320 Cushion Flex				2450-330 Cushion Flex			
2400-520	28'1"	77	18,060	2400-530	28'4"	68	18,516
2450-520 Cushion Flex				2450-530 Cushion Flex			
2400-620	30'3"	82	18,870	2400-630	30'0"	72	19,349
2450-620 Cushion Flex				2450-630 Cushion Flex			

*Any piece of machinery can be built to custom specifications, i.e.: Blade spacings, blade options.*

MANUFACTURED BY  
 K&M MFG. CO., INC.  
 TAYLOR, TX 76574  
 512-352-2588

Printed in USA  
 LS1287